

Scaled data based on original data using
LM-79-08 Approved Method: Electrical and Photometric Measurements of Solid-
State Lighting Products

Test Report Prepared for
Cooper Lighting Solutions
(formerly Eaton)

Brand: McGRAW-EDISON

Report Number: P228080

Luminaire Tested: **ISS-AF-XXX-LED-E1-SL2-XXB**

Issue Date: 3/3/2020

Test Information

Test Method: LM-79-08
Report Number: P228080
TEST IS SCALED FROM IESNA LM-79-08 TEST DATA (P29761)
Test Lab: INNOVATION CENTER-P2
Issue Date: 3/3/2020
Manufacturer: COOPER LIGHTING SOLUTIONS (FORMERLY EATON)
Product Line: MCGRAW-EDISON
Catalog Number: ISS-AF-XXX-LED-E1-SL2-XXB
Description: IMPACT ELITE LED QUATER SPHERE LUMINAIRE, EMERGENCY MODE WITH BATTERY BACKPACK BOX LIGHT SQUARE WITH ACCUCLED OPTICS-TYPE II W/SPILL CONTROL
Light Source: (16) 4000K CCT, 70 CRI LEDs
Ballast/Driver: ELECTRONIC DRIVER

Summary

Lumens per Lamp: N/A
Luminaire Lumens: 613.8 lumens
Efficiency: N/A
Efficacy: 47.2 lumens/watt
Luminous Opening: Rectangular (W 0.5' x L: 0.5' x H: 0')
IES Classification: Type III - Medium - Non-Cutoff
BUG Rating: B0 - U0 - G1

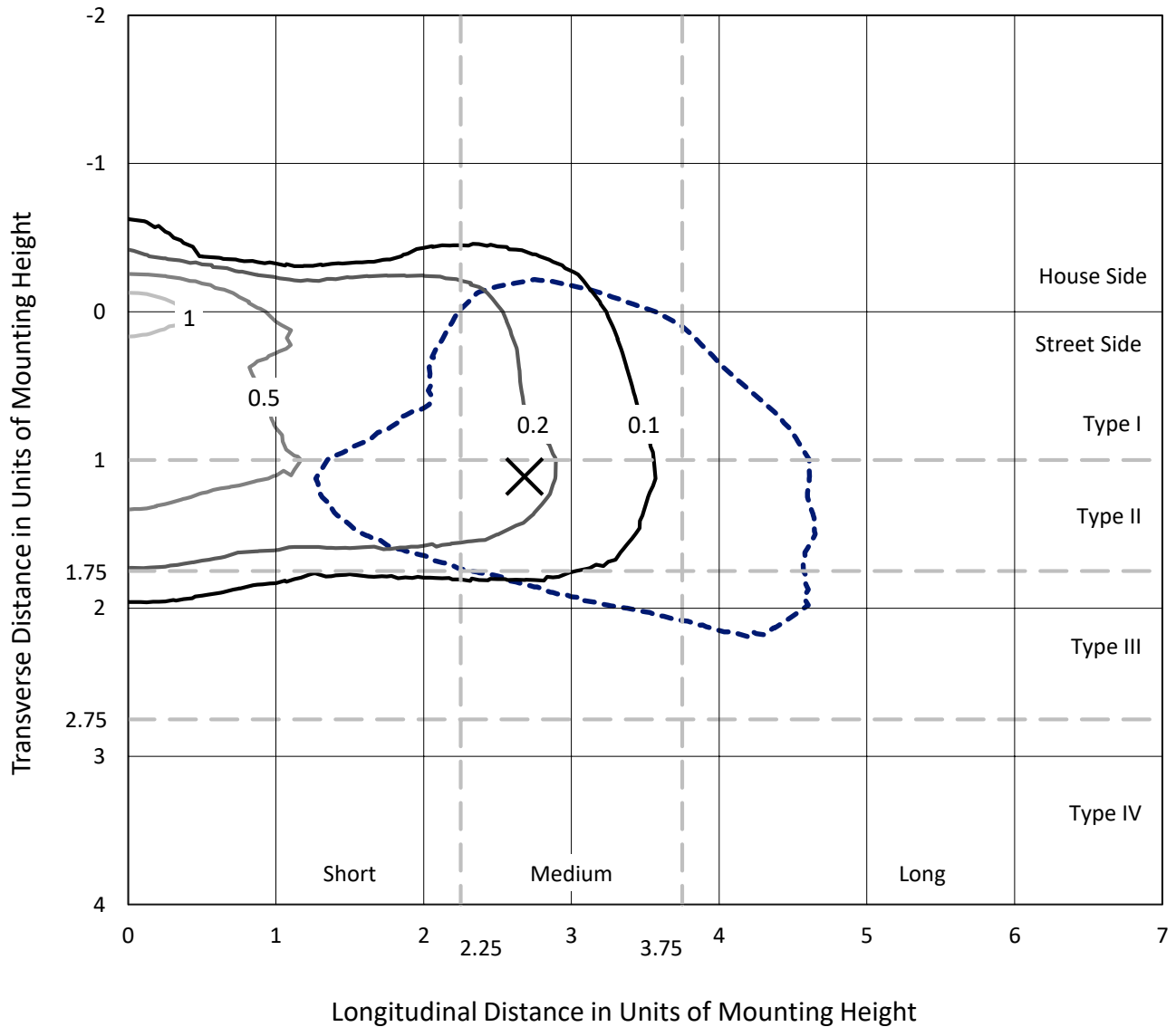
Input Watts (W): 13
Input Voltage (V): 120
Input Current (Ain): NR
Voltage Rise (V): NR
Power Factor: NR
Total Harmonic Distortion (THDi): NR
Frequency (hertz): 60
Stabilization Time: NR
Operation Time: NR
Ambient Temperature (°C): NR
Test Distance: 25 FT



REPORT NUMBER: P228080
 CATALOG NUMBER: ISS-AF-XXX-LED-E1-SL2-XXB

Iso-Footcandle Lines of Horizontal Illumination

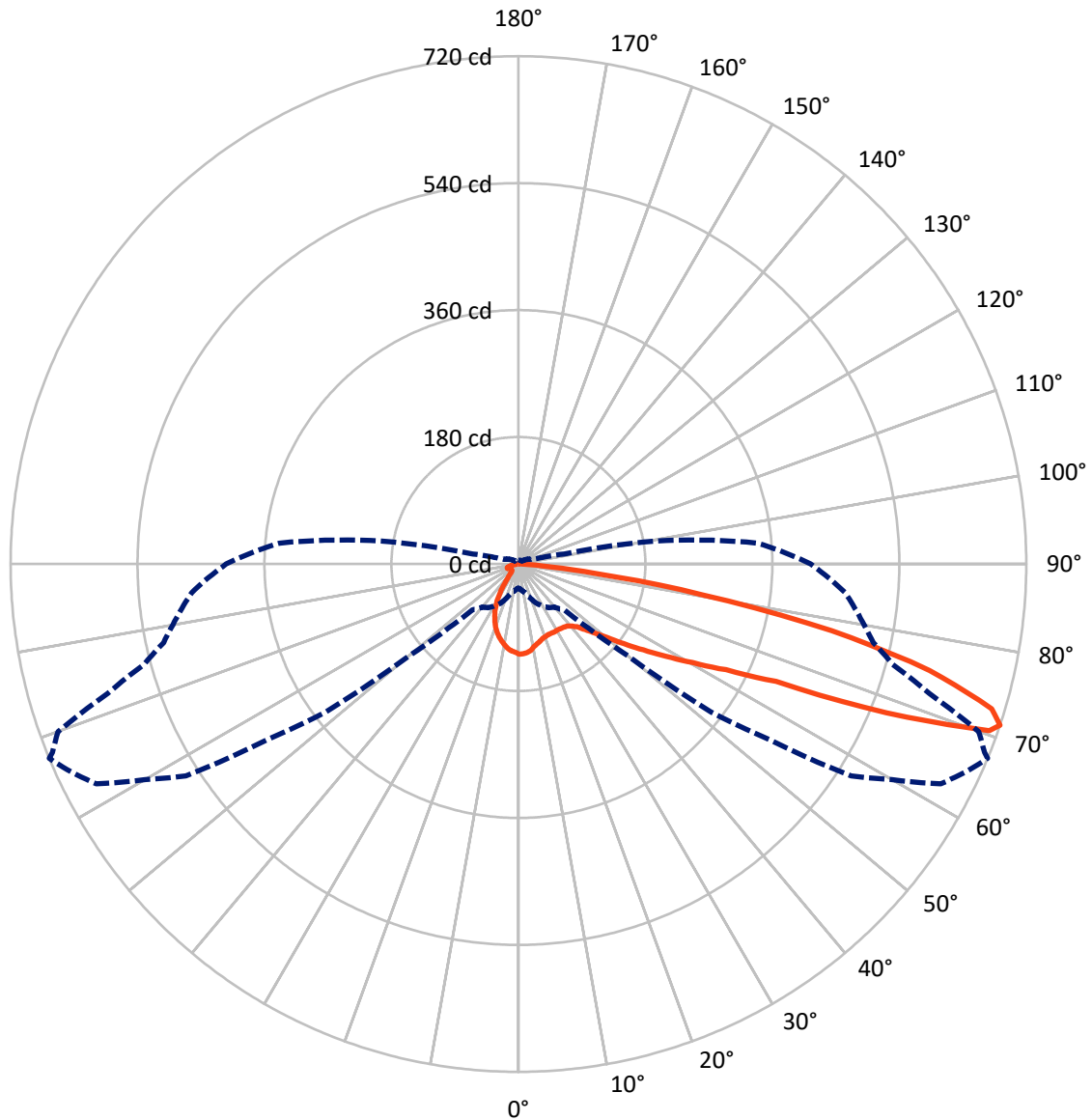
× Max cd
 - - - 1/2 Max cd



Based on 10 foot mounting height. Maximum calculated value = 1.3 fc
 Type III - Medium - Non-Cutoff

REPORT NUMBER: P228080
CATALOG NUMBER: ISS-AF-XXX-LED-E1-SL2-XXB

Luminous Intensity Polar Plot



— Vertical Plane Through 67.5-Deg Lateral - - - Horizontal Cone Through 71-Deg Vertical

REPORT NUMBER: P228080

CATALOG NUMBER: ISS-AF-XXX-LED-E1-SL2-XXB

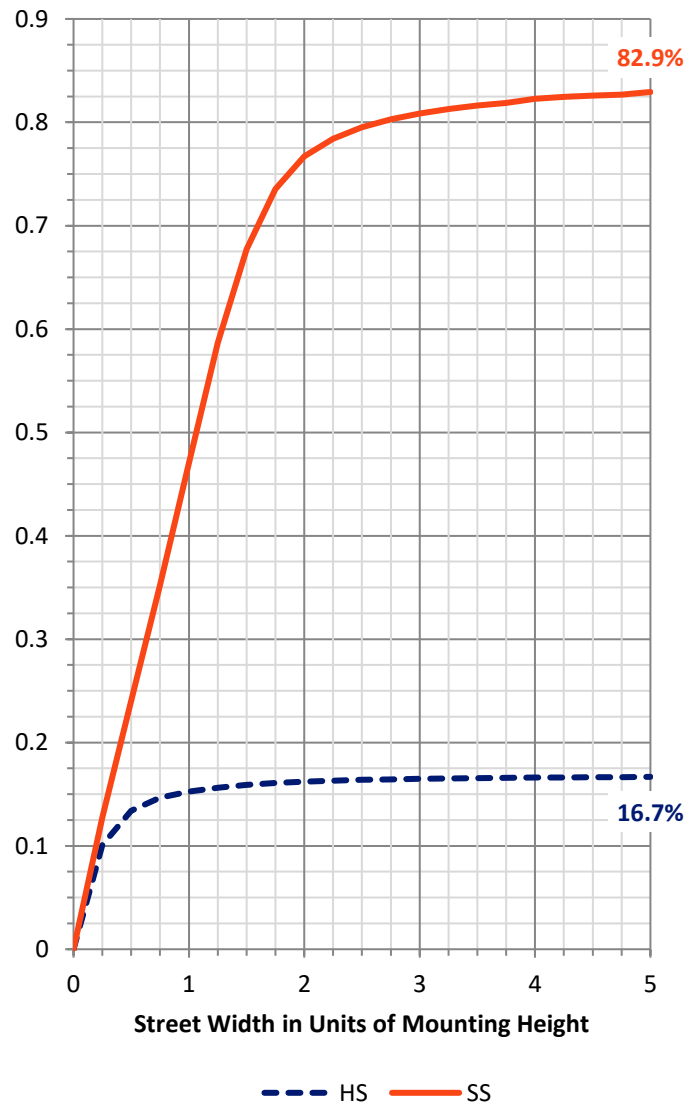
FLUX DISTRIBUTION:

		Downward	Upward	Total
House Side	Lumens	103.4	0.0	103.4
	% Fixture	16.9	0.0	16.9
Street Side	Lumens	510.3	0.0	510.3
	% Fixture	83.1	0.0	83.1
Total	Lumens	613.8	0.0	613.8
	% Fixture	100.0	0.0	100.0

Coefficient of Utilization

ZONAL LUMENS:

Zone	Lumens	% Fixture
0°-10°	11.2	1.8
10°-20°	26.7	4.4
20°-30°	36.3	5.9
30°-40°	49.6	8.1
40°-50°	74.8	12.2
50°-60°	118.5	19.3
60°-70°	156.9	25.6
70°-80°	125.0	20.4
80°-90°	14.8	2.4
90°-100°	0.0	0.0
100°-110°	0.0	0.0
110°-120°	0.0	0.0
120°-130°	0.0	0.0
130°-140°	0.0	0.0
140°-150°	0.0	0.0
150°-160°	0.0	0.0
160°-170°	0.0	0.0
170°-180°	0.0	0.0
0°-90°	613.8	100.0
0°-180°	613.8	100.0



REPORT NUMBER: P228080

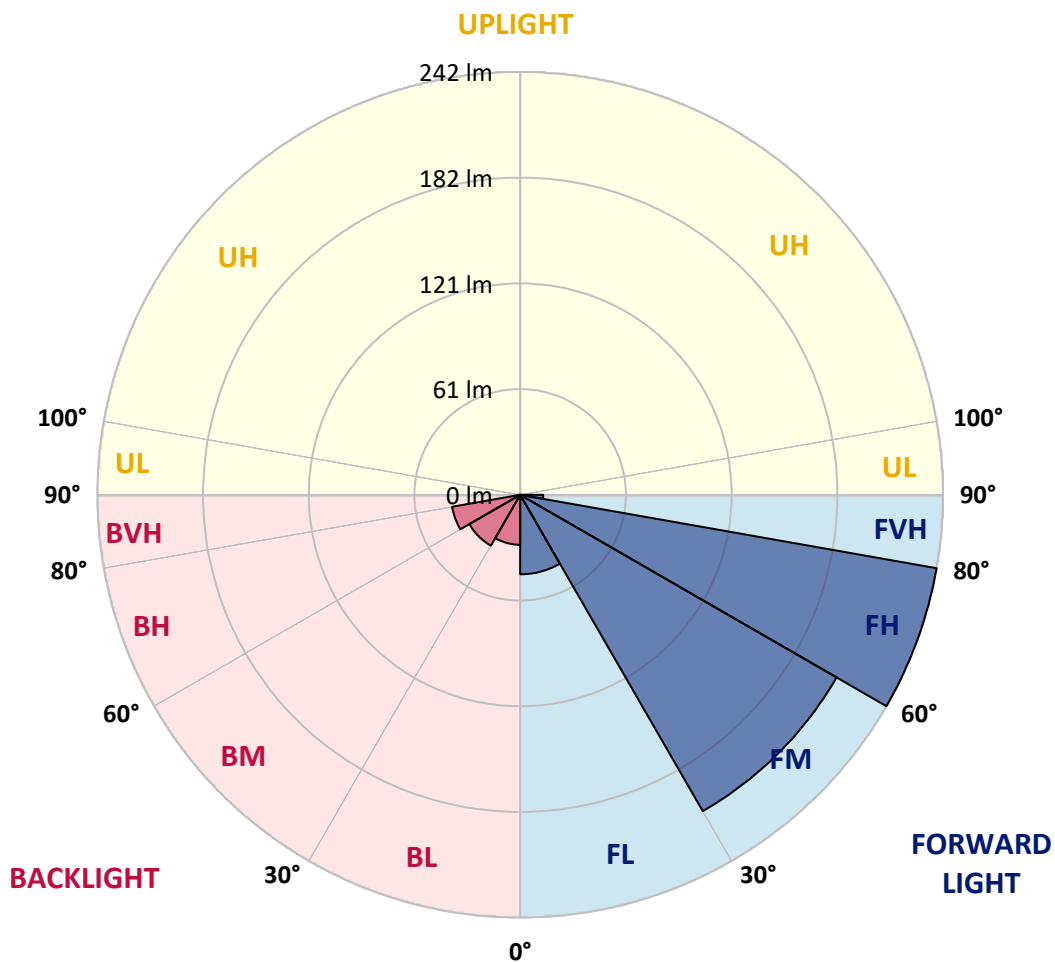
CATALOG NUMBER: ISS-AF-XXX-LED-E1-SL2-XXB

LUMINAIRE CLASSIFICATION SYSTEM LUMEN TABLE AND BUG RATING:

Zone	Lumens	% Fixture	Zone Rating/Lumen Limit		
			B	U	G
FL (0°-30°)	45.5	7.4			
FM (30°-60°)	209.3	34.1			
FH (60°-80°)	242.3	39.5			G0/660
FVH (80°-90°)	13.2	2.2			G1/100
BL (0°-30°)	28.6	4.7	B0/110		
BM (30°-60°)	33.6	5.5	B0/220		
BH (60°-80°)	39.6	6.5	B0/110		G0/110
BVH (80°-90°)	1.6	0.3			G0/10
UL (90°-100°)	0.0	0.0		U0/0	
UH (100°-180°)	0.0	0.0		U0/0	

BUG Rating: B0-U0-G1

Type III Medium





REPORT NUMBER: P228080

CATALOG NUMBER: ISS-AF-XXX-LED-E1-SL2-XXB

CANDELA DISTRIBUTION (FULL):

	0°	5°	15°	25°	35°	37.5°	40°	42.5°	45°	47.5°	50°
0°	127.9	127.9	127.9	127.9	127.9	127.9	127.9	127.9	127.9	127.9	127.9
2.5°	125.5	125.1	125.1	125.7	126.8	125.9	126.6	126.6	126.8	127.5	127.7
5°	116.3	115.5	116.3	117.2	119.6	119.1	119.8	120.4	121.7	121.9	123.6
7.5°	108.0	107.5	108.2	109.9	112.9	112.0	112.9	113.8	115.3	115.9	117.6
10°	101.6	100.9	101.8	103.0	106.1	105.9	106.3	107.3	109.0	109.5	111.6
12.5°	96.9	96.9	97.3	99.0	101.6	101.4	102.6	103.2	104.8	105.2	107.5
15°	94.5	93.8	94.7	96.2	98.7	98.7	99.6	100.2	102.4	102.6	104.8
17.5°	92.4	92.6	92.8	94.5	96.9	96.4	97.5	97.9	100.2	99.8	102.4
20°	92.4	92.8	92.6	93.6	95.3	94.5	95.7	96.0	98.5	97.9	100.7
22.5°	94.9	95.3	94.7	94.5	95.1	94.5	95.1	95.5	97.5	97.1	99.6
25°	99.4	100.2	99.4	97.9	97.3	95.5	96.0	96.7	98.1	97.1	99.4
27.5°	106.5	107.1	105.7	104.1	101.2	99.2	98.5	98.3	100.0	98.3	100.2
30°	114.6	115.5	114.2	111.4	107.1	103.9	102.6	102.0	103.0	100.5	102.4
32.5°	123.4	124.3	123.4	121.2	115.5	110.8	109.0	107.5	108.4	105.0	105.9
35°	132.4	133.3	134.1	132.9	125.3	120.0	117.2	115.9	115.7	111.4	111.6
37.5°	140.3	141.2	143.9	145.3	138.4	131.1	128.6	125.7	125.9	120.0	120.0
40°	150.0	151.1	154.7	157.6	153.1	144.4	141.4	138.4	138.4	130.4	130.7
42.5°	163.1	164.3	166.6	170.7	169.3	160.3	157.0	152.9	153.4	143.9	143.7
45°	181.5	182.3	182.3	184.8	185.2	176.6	174.4	170.3	171.1	159.2	159.8
47.5°	205.4	204.4	200.1	201.6	203.4	194.4	192.4	189.9	190.9	178.0	179.3
50°	227.7	226.9	218.1	218.5	224.7	215.5	214.9	211.6	213.2	200.3	202.2
52.5°	236.1	234.6	225.8	230.6	247.9	242.7	243.8	242.3	243.2	229.4	229.0
55°	226.7	226.7	221.3	229.9	265.3	268.0	276.8	280.2	283.9	270.2	267.2
57.5°	200.5	202.2	203.1	218.3	262.5	274.5	291.1	305.8	324.4	323.5	328.0
60°	157.2	160.3	165.2	190.1	250.4	270.2	291.8	313.6	339.3	355.9	380.2
62.5°	110.4	112.9	117.0	134.1	215.5	249.4	280.7	314.3	347.1	373.0	405.1
65°	75.0	77.5	86.1	95.5	130.0	179.3	227.1	282.8	332.8	380.9	424.2
67.5°	54.0	55.4	62.1	77.9	86.5	95.5	113.3	178.9	240.4	337.5	400.6
70°	40.5	41.9	48.0	65.6	76.0	78.5	82.7	94.3	109.9	189.7	272.5
71°	33.9	36.0	43.3	61.7	75.6	77.5	79.5	86.3	91.5	134.1	202.2
72.5°	23.7	25.3	32.1	57.0	72.6	77.1	81.6	81.4	81.0	91.5	122.3
75°	15.2	15.2	15.2	32.1	77.5	74.8	76.5	85.7	81.0	76.9	80.5
77.5°	12.0	11.8	11.2	16.1	60.7	75.8	80.3	82.7	87.2	80.3	76.7
80°	9.0	8.8	8.8	10.0	28.0	49.1	67.9	75.4	78.7	85.5	77.9
82.5°	4.7	4.7	5.1	6.0	10.5	17.2	35.1	57.8	64.7	65.2	65.8
85°	1.5	1.3	1.7	2.8	4.5	5.5	9.8	23.3	34.7	41.9	44.4
87.5°	0.0	0.0	0.0	0.0	0.0	0.0	0.0	0.6	0.8	1.5	1.9
90°	0.0	0.0	0.0	0.0	0.0	0.0	0.0	0.0	0.0	0.0	0.0



REPORT NUMBER: P228080

CATALOG NUMBER: ISS-AF-XXX-LED-E1-SL2-XXB

CANDELA DISTRIBUTION (continued):

	52.5°	55°	57.5°	60°	62.5°	65°	67.5°	68°	70°	72.5°	75°
0°	127.9	127.9	127.9	127.9	127.9	127.9	127.9	127.9	127.9	127.9	127.9
2.5°	127.1	127.9	127.3	128.1	127.1	128.4	127.3	127.9	128.1	127.3	128.4
5°	122.5	125.1	124.3	126.2	125.3	127.1	126.2	127.9	127.9	127.3	128.8
7.5°	117.0	119.6	119.8	121.7	121.7	123.9	123.9	125.5	126.4	126.4	128.6
10°	111.4	113.8	114.2	116.3	116.7	119.4	119.4	121.7	123.4	124.1	126.6
12.5°	107.1	110.1	110.1	112.5	112.0	115.9	116.3	118.5	120.2	121.7	125.1
15°	104.5	107.3	107.3	109.7	109.3	113.1	113.8	115.9	118.5	119.4	124.1
17.5°	102.0	104.8	104.1	107.3	107.1	111.4	111.0	114.2	116.3	117.6	123.0
20°	99.8	103.0	102.6	105.9	105.0	109.7	109.7	112.9	115.1	116.1	122.3
22.5°	98.7	102.2	101.4	104.5	103.9	108.6	108.6	111.8	114.2	115.9	122.1
25°	98.7	101.8	100.9	104.5	103.5	108.6	108.4	111.6	114.0	115.5	122.3
27.5°	99.2	102.2	101.6	105.0	104.1	108.6	109.0	111.8	114.2	115.9	122.8
30°	100.7	103.5	102.0	105.2	104.5	108.8	108.6	111.6	114.0	116.1	122.8
32.5°	103.9	105.4	103.5	106.3	105.0	109.3	109.3	111.4	114.2	116.7	122.8
35°	108.4	109.5	106.5	108.4	106.1	110.4	110.1	112.5	114.6	116.7	123.2
37.5°	114.9	116.1	111.4	113.1	109.3	112.7	111.8	114.6	116.7	118.0	125.3
40°	124.5	124.9	118.7	120.0	114.6	117.6	115.5	119.4	120.4	121.2	128.6
42.5°	136.3	136.7	128.8	129.6	122.8	125.3	121.7	125.7	127.3	127.1	134.9
45°	150.8	151.1	142.1	142.7	134.7	136.9	132.4	135.8	136.9	136.3	144.4
47.5°	166.6	168.4	158.4	159.2	150.8	151.9	146.3	150.2	150.2	149.6	157.9
50°	187.7	190.3	178.5	179.7	170.1	170.9	164.5	168.6	168.2	166.4	175.8
52.5°	213.8	216.1	203.8	205.4	195.2	195.6	187.7	192.4	191.1	188.3	199.3
55°	245.7	245.9	234.4	235.9	225.6	224.9	215.1	220.9	218.9	215.1	225.2
57.5°	297.0	290.7	271.7	271.2	260.1	259.2	246.6	253.7	250.4	242.3	255.6
60°	379.4	381.4	332.8	325.2	304.4	300.5	283.9	292.1	288.2	274.9	288.0
62.5°	426.0	456.5	453.6	426.6	373.0	358.4	330.1	339.8	329.7	310.3	322.4
65°	460.4	502.0	526.0	551.9	527.8	468.3	401.5	415.0	390.4	353.3	365.1
67.5°	473.2	523.4	574.0	610.8	635.9	640.4	563.0	566.7	506.1	431.9	433.4
70°	406.0	479.9	578.9	625.6	675.2	699.7	707.9	704.0	664.8	559.9	519.8
71°	344.1	433.6	559.1	611.2	674.8	698.5	719.9	712.6	694.4	610.6	549.1
72.5°	233.1	345.6	501.6	567.5	652.3	669.5	701.6	688.8	685.0	648.6	576.5
75°	109.7	172.3	326.3	426.2	552.1	568.6	602.2	586.4	576.3	588.7	548.5
77.5°	80.8	94.0	179.1	264.8	401.5	424.8	453.8	434.2	421.5	433.8	405.8
80°	73.4	74.0	92.8	139.7	239.5	253.5	264.3	248.5	229.0	228.1	202.2
82.5°	67.7	64.0	60.3	74.0	122.8	116.7	108.0	100.0	77.7	62.3	45.0
85°	43.1	47.2	42.9	40.5	48.9	40.3	31.9	30.6	21.7	14.5	13.5
87.5°	3.0	3.5	4.1	4.7	5.8	4.7	3.0	3.7	2.1	0.0	1.0
90°	0.0	0.0	0.0	0.0	0.0	0.0	0.0	0.0	0.0	0.0	0.0



REPORT NUMBER: P228080

CATALOG NUMBER: ISS-AF-XXX-LED-E1-SL2-XXB

CANDELA DISTRIBUTION (continued):

	77.5°	80°	85°	90°	95°	100°	102.5°	105°	107.5°	110°	112.5°
0°	127.9	127.9	127.9	127.9	127.9	127.9	127.9	127.9	127.9	127.9	127.9
2.5°	126.8	127.9	128.4	128.1	127.7	127.3	125.7	126.8	125.3	126.4	125.1
5°	127.5	129.0	129.2	128.8	128.4	127.5	124.9	126.4	124.7	125.5	123.6
7.5°	127.3	129.6	129.8	129.4	128.6	127.1	124.5	125.5	122.8	123.4	120.8
10°	126.2	129.6	129.8	128.8	127.5	125.1	122.1	122.5	119.8	119.8	116.3
12.5°	125.1	129.2	130.2	128.8	126.6	123.4	120.0	119.6	116.3	116.1	112.2
15°	125.1	129.6	131.1	129.2	125.9	121.4	117.4	116.5	112.9	111.8	107.5
17.5°	124.9	129.6	131.8	129.2	125.3	119.6	114.4	113.5	108.8	107.1	102.2
20°	124.7	130.0	132.2	128.8	123.4	117.2	111.4	109.7	104.5	101.8	96.0
22.5°	124.5	130.9	132.6	128.4	122.1	114.2	108.2	105.2	99.2	95.5	88.7
25°	125.5	132.0	132.9	127.9	120.2	111.0	104.5	100.5	93.8	89.1	81.0
27.5°	125.9	133.1	133.3	127.1	117.8	107.5	100.7	95.1	87.7	81.8	72.6
30°	127.3	133.3	132.6	125.3	115.1	103.2	96.2	89.3	81.0	73.4	62.6
32.5°	127.7	133.9	132.2	123.4	112.2	99.0	91.0	83.2	73.0	64.2	50.9
35°	128.6	134.3	131.8	122.3	109.3	94.5	85.7	76.7	65.2	54.0	38.8
37.5°	129.8	136.3	132.9	121.9	107.7	90.6	79.7	70.1	55.8	42.7	25.7
40°	133.1	140.1	134.7	122.5	106.7	87.4	74.0	63.2	45.0	31.5	17.8
42.5°	139.4	146.8	139.7	125.7	107.3	84.6	67.9	56.0	34.1	22.5	14.8
45°	149.1	155.3	147.8	131.1	109.9	83.2	62.3	48.4	24.4	18.0	13.5
47.5°	163.3	169.3	159.8	139.7	114.4	82.4	56.6	40.5	18.8	16.3	13.1
50°	181.9	188.9	177.2	153.1	122.8	83.2	50.3	33.0	16.5	15.9	12.9
52.5°	204.8	211.6	199.9	173.1	136.5	86.7	43.7	28.7	15.7	15.7	12.7
55°	230.8	240.4	228.8	200.7	157.6	94.7	39.6	27.2	15.7	15.9	12.4
57.5°	261.4	269.5	259.2	227.3	183.2	107.7	40.1	28.7	15.7	15.9	12.2
60°	291.3	301.5	289.7	261.2	212.4	127.5	48.9	36.4	16.3	16.5	12.2
62.5°	322.6	330.3	320.7	290.7	245.3	151.9	66.4	52.7	18.8	19.5	13.1
65°	356.9	369.6	359.5	334.8	292.1	190.9	99.8	79.1	27.8	22.7	14.3
67.5°	416.2	421.5	416.4	394.0	346.7	223.0	118.9	80.3	27.8	22.1	16.1
70°	496.6	485.1	463.0	420.9	352.4	200.1	85.3	49.1	23.7	21.0	16.9
71°	515.3	497.5	464.9	414.3	340.4	180.7	66.2	38.8	22.3	20.6	16.9
72.5°	526.6	500.0	450.8	394.9	316.9	142.3	43.7	30.4	20.4	19.5	16.3
75°	511.8	462.8	398.0	341.7	259.4	74.0	27.4	23.1	17.4	16.9	14.1
77.5°	406.4	363.4	293.7	248.3	166.9	32.7	19.7	17.6	13.7	13.3	10.9
80°	189.7	152.1	89.1	76.5	52.5	19.2	13.5	12.0	9.8	9.4	7.7
82.5°	34.5	25.9	20.2	19.5	17.6	11.4	7.9	7.3	6.2	6.0	4.9
85°	11.8	11.4	8.6	8.6	8.8	6.0	4.5	4.3	3.2	3.2	2.1
87.5°	0.2	1.0	1.0	1.5	1.3	1.0	0.4	0.6	0.2	0.6	0.0
90°	0.0	0.0	0.0	0.0	0.0	0.0	0.0	0.0	0.0	0.0	0.0



REPORT NUMBER: P228080

CATALOG NUMBER: ISS-AF-XXX-LED-E1-SL2-XXB

CANDELA DISTRIBUTION (continued):

	115°	117.5°	120°	122.5°	125°	127.5°	130°	135°	145°	155°	165°
0°	127.9	127.9	127.9	127.9	127.9	127.9	127.9	127.9	127.9	127.9	127.9
2.5°	126.2	124.5	125.9	124.5	125.3	123.6	124.7	124.1	124.1	123.4	123.0
5°	124.3	122.1	123.2	121.4	122.3	119.8	120.4	119.4	117.2	115.9	114.2
7.5°	121.4	118.3	119.1	116.5	117.2	113.8	114.4	112.5	108.4	105.9	103.2
10°	116.5	113.5	113.8	110.6	110.4	106.9	106.3	103.7	97.7	93.4	90.0
12.5°	111.6	108.2	107.7	103.9	103.2	99.2	98.3	94.3	85.5	77.1	71.8
15°	106.5	102.2	100.9	96.9	94.5	91.0	88.7	82.7	70.1	59.1	52.1
17.5°	100.7	95.1	93.2	88.5	85.0	79.9	76.5	68.3	52.1	40.3	35.4
20°	93.2	87.2	83.8	77.7	73.2	67.1	62.8	52.3	34.7	28.7	28.0
22.5°	84.8	77.7	73.4	66.0	60.5	53.8	47.0	35.4	24.7	23.3	24.2
25°	76.0	67.3	61.7	52.5	45.0	37.2	30.9	23.5	20.2	19.9	21.2
27.5°	65.6	55.4	47.6	36.6	29.8	23.7	21.0	18.6	17.2	17.4	18.6
30°	54.0	40.9	32.5	22.9	19.9	17.4	16.9	16.1	15.4	15.9	16.7
32.5°	40.3	26.2	21.0	16.5	16.3	14.8	15.2	14.8	14.5	14.8	15.4
35°	27.2	17.4	16.5	14.1	14.5	13.5	14.1	13.9	13.7	13.7	14.1
37.5°	18.8	14.3	14.8	13.1	13.7	12.9	13.5	13.3	13.1	12.9	13.1
40°	15.7	13.1	13.7	12.4	13.1	12.2	12.9	12.7	12.4	12.0	12.0
42.5°	14.3	12.4	13.1	11.8	12.7	11.6	12.4	12.0	11.6	11.2	11.4
45°	13.9	12.0	12.7	11.4	12.2	11.2	11.8	11.6	10.7	10.5	10.7
47.5°	13.5	11.8	12.4	11.2	11.8	10.7	11.4	10.9	10.0	9.8	10.0
50°	13.3	11.4	12.0	10.7	11.4	10.5	10.9	10.5	9.6	9.4	9.4
52.5°	13.1	11.2	11.8	10.3	10.9	9.6	10.3	9.8	9.0	8.8	8.8
55°	13.1	10.9	11.4	9.8	10.5	9.2	9.6	9.2	8.8	8.4	8.4
57.5°	12.9	10.5	11.2	9.4	9.8	8.8	9.2	8.8	8.2	7.9	7.9
60°	12.9	10.3	10.9	9.2	9.6	8.4	8.8	8.4	7.7	7.5	7.5
62.5°	13.5	10.7	11.2	9.4	9.6	8.4	8.6	7.9	7.3	7.3	7.1
65°	14.8	12.0	12.0	9.8	9.8	8.4	8.6	7.7	6.9	6.9	6.9
67.5°	16.1	13.3	13.1	10.5	10.3	8.4	8.4	7.3	6.4	6.4	6.4
70°	16.9	13.9	13.5	10.7	10.3	8.2	7.9	6.9	6.0	6.0	6.0
71°	16.7	13.9	13.3	10.5	9.8	7.7	7.7	6.6	5.8	5.8	5.5
72.5°	15.9	13.1	12.4	9.8	9.4	7.3	7.3	6.2	5.3	5.3	5.1
75°	13.5	11.2	10.5	8.4	7.9	6.4	6.2	5.1	4.7	4.5	4.5
77.5°	10.5	8.8	8.2	6.6	6.4	5.1	4.9	4.3	3.9	3.9	3.7
80°	7.5	6.2	5.8	4.5	4.1	3.5	3.7	3.2	3.0	3.0	2.8
82.5°	4.5	3.2	3.2	2.6	2.8	2.1	2.4	2.4	2.1	1.7	1.7
85°	2.4	1.5	1.9	1.0	1.5	0.6	1.0	0.8	0.8	0.6	0.6
87.5°	0.4	0.0	0.2	0.0	0.2	0.0	0.0	0.0	0.0	0.0	0.0
90°	0.0	0.0	0.0	0.0	0.0	0.0	0.0	0.0	0.0	0.0	0.0

REPORT NUMBER: P228080

CATALOG NUMBER: ISS-AF-XXX-LED-E1-SL2-XXB

CANDELA DISTRIBUTION (continued):

	175°	180°
0°	127.9	127.9
2.5°	121.7	121.9
5°	113.3	113.8
7.5°	101.4	102.0
10°	87.0	87.4
12.5°	68.5	68.5
15°	48.0	48.4
17.5°	33.7	33.9
20°	28.2	28.5
22.5°	25.3	25.5
25°	22.5	22.7
27.5°	19.5	19.7
30°	17.6	17.8
32.5°	15.9	16.1
35°	14.3	14.3
37.5°	13.3	13.3
40°	12.2	12.2
42.5°	11.6	11.6
45°	10.9	10.9
47.5°	10.3	10.3
50°	9.6	9.8
52.5°	9.0	9.0
55°	8.4	8.4
57.5°	7.7	7.9
60°	7.3	7.3
62.5°	6.9	6.9
65°	6.6	6.6
67.5°	6.2	6.2
70°	5.8	5.8
71°	5.5	5.5
72.5°	5.1	5.1
75°	4.5	4.3
77.5°	3.7	3.7
80°	2.8	2.6
82.5°	1.7	1.5
85°	0.6	0.4
87.5°	0.0	0.0
90°	0.0	0.0

(END OF REPORT)